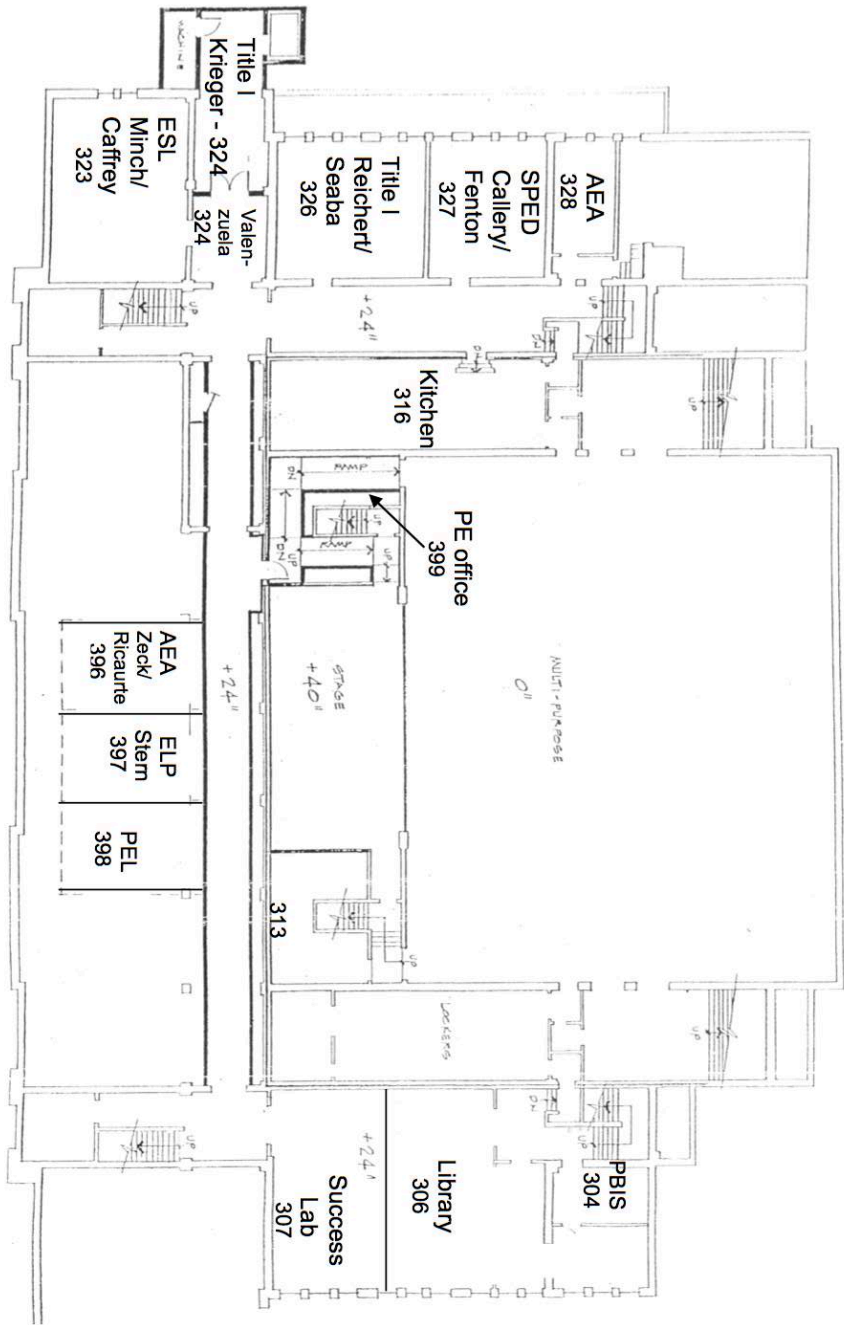


**JEFFERSON SCHOOL – GROUND FLOOR**



# Leadership Day 2015

Friday, May 8<sup>th</sup>, 2015



Jefferson Elementary School

1000 Mulberry Avenue

Muscatine, IA 52761

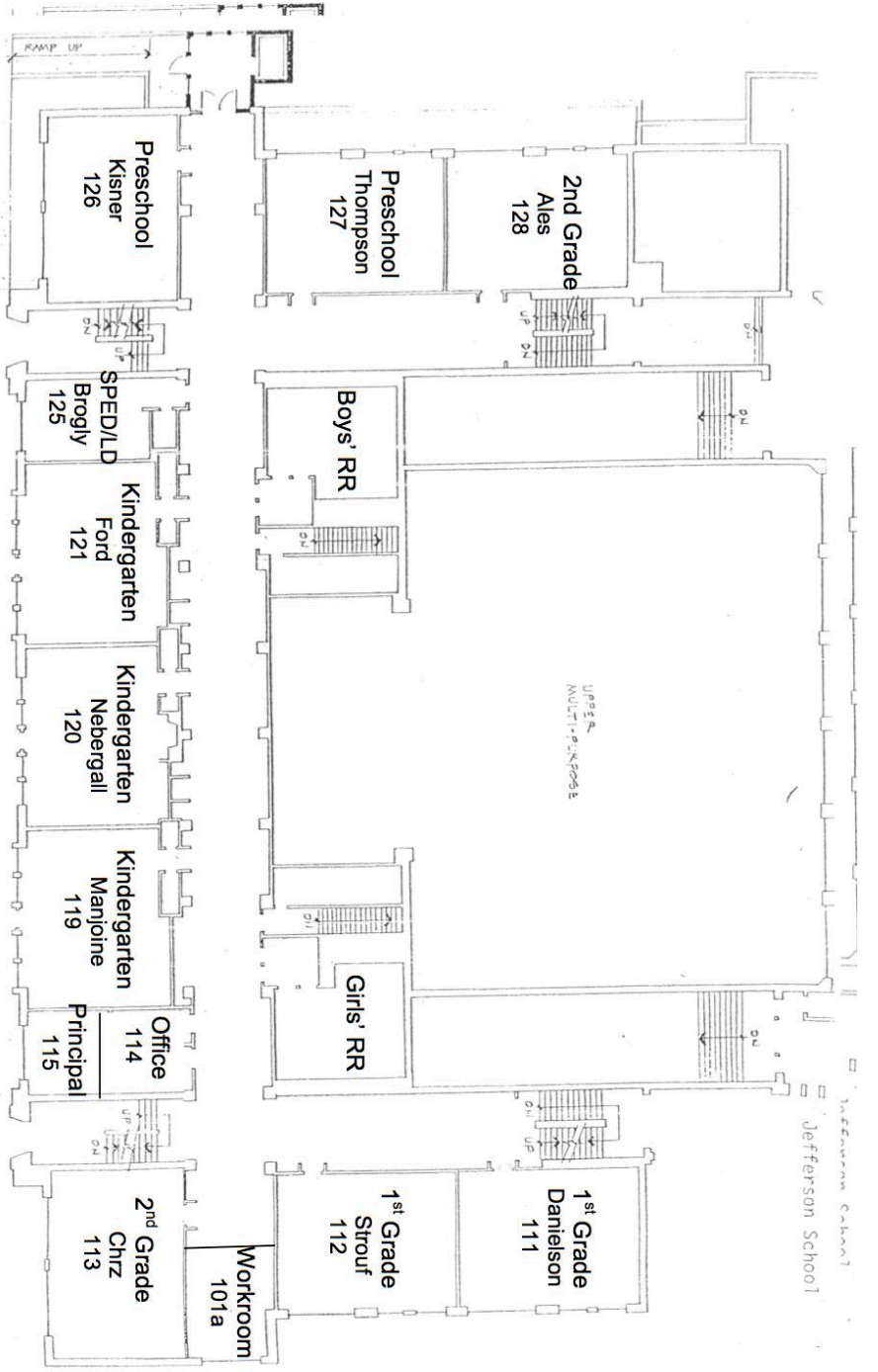
563-263-8800

[www.muscatine.k12.ia.us/jef](http://www.muscatine.k12.ia.us/jef)

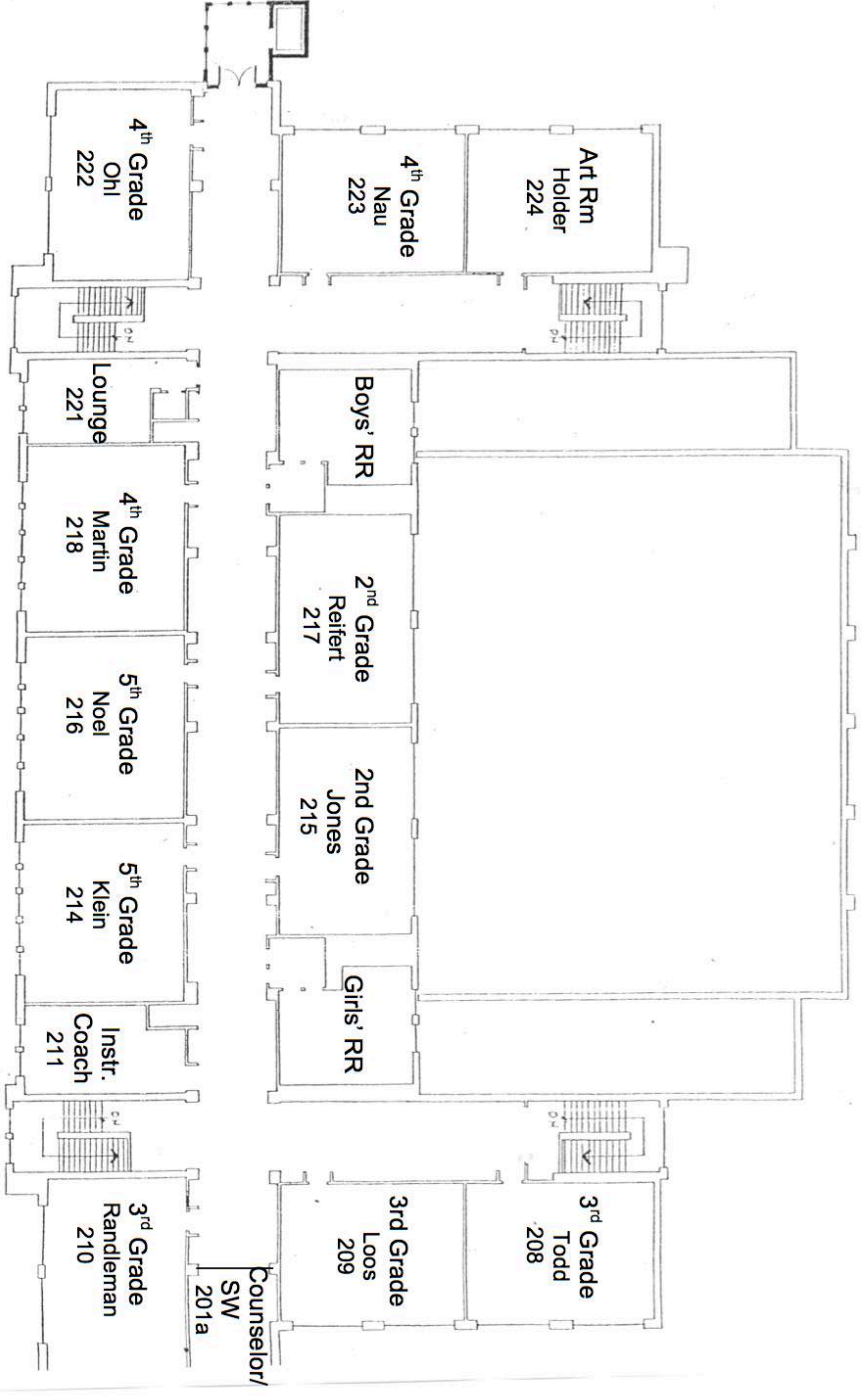
The Leader in Me™

great happens here

**JEFFERSON SCHOOL – FIRST FLOOR**



**JEFFERSON SCHOOL – SECOND FLOOR**



# Can You See It?

*Welcome to Jefferson School!*

We hope you enjoy your visit, and that you leave able to share with others the positive things taking place in our building. As you visit today, we hope you see:



Rigor	Gifts and Talents
Students Finding Their Voice	Technology
Collaboration	Critical Thinking
Relationships	Leadership
Achievement	Communication
Creativity	Integrity
Student Engagement	Public Speaking
Diversity	Community Service

*(Circle them as you see them!)*

## Ground Rules for Classroom Visitations

We are so glad you are here. To help our day go smoothly, and to ensure a comfortable experience for everyone, we ask that you:

- Please stay in designated areas only, including those locations listed in the program.
- Please follow directions from teachers regarding visitor-student interactions.
- Please refrain from texting, talking, and tweeting.
- Please refrain from taking pictures, unless they are of your child. We wish to observe the student privacy policy.
- If you have questions as you visit classrooms, please jot them in the note section of this program, and be sure to ask a staff member or student when they are free.
- Most importantly, learn something new, enjoy yourself, and have fun!

**Jefferson Elementary Leadership Day, 2015**



**8:30 – 8:55 Leader In Me Clubs**

You've heard of the "7 Habits." In our Leader in Me Clubs, we incorporate the habits and practice a new habit, *Habit 8 – Find Your Voice*. Students participate in various activities that help them feel connected to our school community.

Use the table below and the included Map to visit our various clubs. Feel free to go from room to room!

Room	Club Name & Description
119	<b>iMovie Club:</b> Learn how to use iMovie on iPads and Mac Airbooks to make your own videos!
Music Room - 307	<b>Guess Who's Coming to Clubs:</b> In this club a different guest will be visiting us each time. We will be inviting community member to come and introduce their interests to our students. At the end of each meeting, we will try to guess who is coming next week!
Gym	<b>Just Dance Club:</b> Learn to dance using "Just Dance" videos!
Start in Gym	<b>Running/Walking Club:</b> Lace up your tennis shoes and get out there! This club walks and runs around our neighborhood with our staff!
323	<b>Craft Club:</b> Hands-on fun with crafts that coordinate with the season and activities of the school year!
326	<b>Synergize for Citizenship:</b> We create and make projects that say "thanks" to our community for being our neighbors!
217	<b>Home Economics Club:</b> Prepare easy to make recipes. Some you can do at home on your own – others may be done with the assistance of a helpful adult!
128	<b>CSI (Cool Science Investigations) Club:</b> Explore what happens when you take a few basic ingredients from the kitchen and combine them to make... Science!

214	<b>Student Council Club:</b> Help with fundraising and planning of events throughout the year, including selling suckers, "Smencils," and movie nights to help fund our Field Day Extravaganza!
215	<b>Chess Club:</b> Open to beginners or experienced players!
222	<b>Playdough Production Club:</b> Make, color and produce playdough projects that inspire us to give back to our community.
113	<b>Leadership Day Design Team Club:</b> Creating posters, art, and work for hallways. Review schedules
112	<b>iMovie Club (3<sup>rd</sup>-5<sup>th</sup>):</b> Learn how to use iMovie on iPads and Mac Airbooks to make your own videos!
223	<b>Sensory Writing Club:</b> Explore and use your senses to write stories! Activities include "Pop Rocks Writing," and taking a "Sensory Walk" to produce a "Sense"ational story!
218	<b>Perler Beads Club:</b> Create key-chains, picture frames and more using plastic beads!
327	<b>Growing Stronger Club:</b> Learn how to change the way you think about problems that come our way using a Growth Mindset! Talk about people who set good examples and share stories of those who keep on "growing" when the going gets tough!

**9:00 - 9:15**

**Welcome and Opening Keynote in Gymnasium**

Listen as student speakers open our Leadership Day with thoughts of leading and learning. Enjoy vocal performances from our Leadership Choir under the direction of Mrs. Kory Schlawin.

**9:15 - 9:20**

**Break**

Use this time to find the location of your first classroom visit and prepare for student presentations.

**9:20 - 9:40**

**Session One (Simultaneous sessions in classrooms)**

Choose one of our K-5 classrooms, where you'll see lessons on Leadership in action. Students and teachers will be working together as they learn more about the Seven Habits. Please select one and stay for the entire presentation. *(To accommodate families with multiple students, certain grade-level sessions have identified when students are performing. Student names are italicized.)*



**Session One Activities – (9:20 – 9:40)**

Gr.	Teacher	Room	Activity
K	Mrs. Manjoine	119	<b>College Starts with Kindergarten:</b> “I want to be a ____, when I grow up” writing activity with craft. (Habit #2 - Begin With The End in Mind)
K	Mrs. Nebergall	120	<b>College Starts with Kindergarten:</b> “I want to be a ____, when I grow up” writing activity with craft. (Habit #2 - Begin With The End in Mind)
K	Mrs. Ford	121	<b>College Starts with Kindergarten:</b> “I want to be a ____, when I grow up” writing activity with craft. (Habit #2 - Begin With The End in Mind)
1 <sup>st</sup>	Mrs. Ales	128	<b>Seek First to Understand, Then To Be Understood:</b> Read <i>The Invisible Boy</i> and discuss reading strategies for comprehension.
1 <sup>st</sup>	Mrs. Danielson	111	<b>Seek First to Understand, Then To Be Understood:</b> Read <i>The Invisible Boy</i> and discuss reading strategies for comprehension.
1 <sup>st</sup>	Mrs. Strouf	112	<b>Begin with the End in Mind:</b> “ <i>Oh, The Places You’ll Go!</i> ” - A shared reading activity will be presented.
2 <sup>nd</sup>	Mrs. Chrz	113	<b>Put First Things First:</b> A “Daily 5” Reading Strategy lesson will be presented.
2 <sup>nd</sup>	Ms. Jones	215	<b>Begin with the End in Mind - Famous Americans:</b> Powerpoint presentations by: Jayden, Monroe, HaileyJo, Parker, Delilya, and Jonathan

**(Session One Activities Continued)**

2 <sup>nd</sup>	Mrs. Reifert	217	<b>Begin with the End in Mind - Famous Americans:</b> Powerpoint presentations by: Halley, Kylie, Katelynn, Malik, Odin, and Krystina
3 <sup>rd</sup>	Mr. Loos	209	<b>Synergize in Science:</b> Students will work in small groups as they conduct a Water Investigation.
3 <sup>rd</sup>	Mrs. Randleman	210	<b>Multiplication Songs - First Things First:</b> Students will demonstrate how they are learning their multiplication facts through the use of songs.
3 <sup>rd</sup>	Mrs. Todd	208	<b>Readers Theater - Synergize!</b> Students will perform a reader’s theater from the novel <i>Peter Pan</i> from our ELA Unit 4.
4 <sup>th</sup>	Mrs. Martin	218	<b>Math Tech:</b> Students will demonstrate how they use technology (SMART Board, i-Pads, desktop computers) in the Mathematics classroom to learn and practice facts and skills.
4 <sup>th</sup>	Ms. Nau	223	<b>Readers’ Theater:</b> Student readers include <i>Yalaina, Gabriel, Lorenzo, Corona, Samara, Reese, Braiden, Maddy, and Catherine.</i>
4 <sup>th</sup>	Mrs. Ohl	222	<b>Synergizing on Circuits:</b> Students will demonstrate their knowledge of electrical circuits by beginning with the end in mind and synergizing. (Mrs. Ohl’s homeroom class)
5 <sup>th</sup>	Mrs. Noel	216	<b>Nutrition and the 7 Habits:</b> Students will present Powerpoints they have been working on during their Food and Nutrition Unit.
5 <sup>th</sup>	Mrs. Klein	214	<b>Nutrition and the 7 Habits:</b> Students will present Powerpoints they have been working on during their Food and Nutrition Unit.

**9:40 - 9:45**

**Break**

Use this time to find the location of your next session and prepare for student presentations.

**9:45 - 10:05 Session Two (Simultaneous sessions in classrooms)**

Choose another of our K-5 classrooms. Please select one and stay for the entire presentation. (To accommodate families with multiple students, certain grade-level sessions have identified when students are performing. Student names are italicized.)

**Session Two Activities**

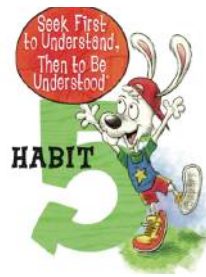
Gr.	Teacher	Room	Activity
K	<i>Mrs. Manjoine</i>	119	<b>Begin With The End in Mind: College Starts with Kindergarten:</b> "I want to be a ____, when I grow up" writing activity with craft. ( <i>continued from first session</i> )
K	<i>Mrs. Nebergall</i>	120	<b>Begin With The End in Mind: College Starts with Kindergarten:</b> "I want to be a ____, when I grow up" writing activity with craft. ( <i>continued from first session</i> )
K	<i>Mrs. Ford</i>	121	<b>Begin With The End in Mind: College Starts with Kindergarten:</b> "I want to be a ____, when I grow up" writing activity with craft. ( <i>continued from first session</i> )
1 <sup>st</sup>	<i>Mrs. Ales</i>	128	<b>Seek First to Understand, Then To Be Understood:</b> Writing activity based on the book <i>The Invisible Boy</i> .
1 <sup>st</sup>	<i>Mrs. Danielson</i>	111	<b>Seek First to Understand, Then To Be Understood:</b> Writing activity based on the book <i>The Invisible Boy</i> .
1 <sup>st</sup>	<i>Mrs. Strouf</i>	112	<b>Begin with the End in Mind:</b> Based on the book " <i>Oh, The Places You'll Go!</i> " - A reading and writing craft activity will be presented.
2 <sup>nd</sup>	<i>Mrs. Chrz</i>	113	<b>Begin With The End in Mind:</b> "Daily 5" Reading Lessons. Students will <i>Work on Writing, Read to Self, Listen to Reading &amp; complete Word Work.</i>
2 <sup>nd</sup>	<i>Ms. Jones</i>	215	<b>Begin with the End in Mind - Famous Americans:</b> Powerpoint presentations by: <i>Zander, Arianna, Jaslene, Dillon, Alexia, and Emery</i>

**(Session Two Activities Continued)**

2 <sup>nd</sup>	<i>Mrs. Reifert</i>	217	<b>Begin with the End in Mind - Famous Americans:</b> Powerpoint presentations by: <i>Emmanuel, Dalton, Alex, Mariana, Isabel, and Carly</i>
3 <sup>rd</sup>	<i>Mr. Loos</i>	209	<b>Synergize in Science:</b> Students will work in small groups as they conduct a Water Investigation.
3 <sup>rd</sup>	<i>Mrs. Randleman</i>	210	<b>Multiplication Songs - First Things First:</b> Students will demonstrate how they are learning their multiplication facts through the use of songs.
3 <sup>rd</sup>	<i>Mrs. Todd</i>	208	<b>Readers Theater - Synergize!</b> Students will perform a reader's theater from the novel <i>Peter Pan</i> from our ELA Unit 4.
4 <sup>th</sup>	<i>Mrs. Martin</i>	218	<b>Math Tech:</b> Students will demonstrate how they use technology (SMART Board, i-Pads, desktop computers) in the Mathematics classroom to learn and practice facts and skills.
4 <sup>th</sup>	<i>Ms. Nau</i>	223	<b>Readers' Theater:</b> Student readers include <i>Kenna, Malachi, Jorge, Wayne, Dafkeigh, Anaisa, Sydhi, Abiel, and Lucas</i>
4 <sup>th</sup>	<i>Mrs. Ohl</i>	222	<b>Synergizing on Circuits:</b> Students will demonstrate their knowledge of electrical circuits by beginning with the end in mind and synergizing. ( <i>Ms. Nau's homeroom class</i> )
5 <sup>th</sup>	<i>Mrs. Noel</i>	216	<b>Legendary Singers &amp; Bands:</b> Students will present Powerpoints they have been working on in Music class on legendary singers and bands.
5 <sup>th</sup>	<i>Mrs. Klein</i>	214	<b>Legendary Singers &amp; Bands:</b> Students will present Powerpoints they have been working on in Music class on legendary singers and bands.

**10:05 - 10:10 Break**

Use this time to find the location of the last session and prepare for student presentations.



**10:10 - 10:30 Session Three (Simultaneous sessions in classrooms)**  
 Choose your final K-5 classroom. Please stay for the entire presentation. (To accommodate families with multiple students, certain grade-level sessions have identified when students are performing. Student names are italicized.)

**Session Three Activities**

Gr.	Teacher	Room	Activity
K	Mrs. Manjoine	119	<b>Sharpen The Saw By Synergizing Together:</b> Join us for a recess game of Red Rover or Hula Hoop Pass! (Outside)
K	Mrs. Nebergall	120	<b>Sharpen The Saw By Synergizing Together:</b> Join us for a recess game of Red Rover or Hula Hoop Pass! (Outside)
K	Mrs. Ford	121	<b>Sharpen The Saw By Synergizing Together:</b> Join us for a recess game of Red Rover or Hula Hoop Pass! (Outside)
1 <sup>st</sup>	Mrs. Ales	128	<b>Habit # 5 Seek First to Understand:</b> Students will showcase what they have learned about Habit 5 by singing a song and presenting.
1 <sup>st</sup>	Mrs. Danielson	111	<b>Habit # 5 Seek First to Understand:</b> Students will showcase what they have learned about Habit 5 by singing a song and presenting.
1 <sup>st</sup>	Mrs. Strouf	112	<b>Synergizing &amp; Sharpening the Saw Together:</b> Join us for a recess game of Hula Hoop Pass! (Outside)
2 <sup>nd</sup>	Mrs. Chrz	113	<b>Begin With The End in Mind:</b> "Daily 5" Reading Lessons. Students will <i>Work on Writing, Read to Self, Listen to Reading &amp; complete Word Work.</i>

2 <sup>nd</sup>	Mrs. Jones	215	<b>Begin with the End in Mind - Famous Americans:</b> Powerpoint presentations by: <i>Jaylynn, Yulissa, Jozlin, Alex, Jayda, Antonella</i>
2 <sup>nd</sup>	Mrs. Reifert	217	<b>Begin with the End in Mind - Famous Americans:</b> Powerpoint presentations by: <i>Xavarien, Jamier, Vincent, Jeannette, Graysson, Makayla</i>
3 <sup>rd</sup>	Mr. Loos	209	<b>Synergize in Science:</b> Students will work in small groups as they conduct a Water Investigation.
3 <sup>rd</sup>	Mrs. Randleman	210	<b>Multiplication Songs - First Things First:</b> Students will demonstrate how they are learning their multiplication facts through the use of songs.
3 <sup>rd</sup>	Mrs. Todd	208	<b>Readers Theater - Synergize!</b> Students will perform a reader's theater from the novel <i>Peter Pan</i> from our ELA Unit 4.
4 <sup>th</sup>	Mrs. Martin	218	<b>Math Tech:</b> Students will demonstrate how they use technology (SMART Board, i-Pads, desktop computers) in the Mathematics classroom to learn and practice facts and skills.
4 <sup>th</sup>	Ms. Nau	223	<b>Readers' Theater:</b> Student readers include <i>Elijah, Abby, Orlando, AnnaLee, Brady, Cloe, Reece, and Sarah Z.</i>
4 <sup>th</sup>	Mrs. Ohl	222	<b>Synergizing on Circuits:</b> Students will demonstrate their knowledge of electrical circuits by beginning with the end in mind and synergizing. ( <i>Mrs. Martin's homeroom class</i> )
5 <sup>th</sup>	Mrs. Noel	216	<b>7 Habits Powerpoints:</b> Students will present Powerpoints on nutrition and legendary singers and bands.
5 <sup>th</sup>	Mrs. Klein	214	<b>7 Habits Powerpoints:</b> Students will present Powerpoints on nutrition and legendary singers and bands.

***This concludes the morning session of our Leadership Day. Guests are invited to join us again at 1:00 pm for our Leadership Assembly in the Central Middle School Auditorium. Thank you for coming!***

